



Timber Tower

GAME GUIDE



Caliber Games™

Welcome

Congratulations on owning Caliber Games™ Timber Tower, the classic block stacking game. This guide will show you how to set up, play, and care for your Timber Tower set. You may want to keep it on hand for easy reference.

What's Included / Setup	2
How to Play	3
Care / Cleaning	5
Support / Warranty	6

What's Included

A) Stacking Blocks (54)

B) House Rules Board (1)

C) Carrying Case (1)



x54

A



B



C

Setup

1. On a flat, level surface, place three stacking blocks next to each other (wide sides faced up).
2. Stack three more blocks on top and perpendicular to the first level.
3. Continue stacking all 54 blocks until your tower is 18 levels high.

CAUTION: Tower blocks can cause injury or damage when they fall. Be sure your play area is clear of breakable objects, and do not leave the stacked tower unattended.

Recommended ages 12+.



Learn more about how to set up Timber Tower by scanning this QR code or going to calibergames.com/timbertower/setup.

How to Play

1. Decide who goes first (usually the person who set up the tower).
2. Using **ONLY ONE HAND AT A TIME**, remove a block from anywhere below the top completed level of the tower. You may tap and push blocks to test their looseness. If you move a block while testing, it must be pushed back to its original position before continuing.
3. Once a block has been removed from the tower, place it on top of the tower. The top level must have three blocks in place before starting a new level.
4. A turn ends 10 seconds after a block has been placed on top, or as soon as the next player has touched a block.
5. Continue taking turns removing blocks and stacking them on top until the tower falls. The last player to successfully complete their turn before the tower falls is the winner!





Learn more about how to play Timber Tower by scanning this QR code or going to calibergames.com/timbertower/play.

House Rules

Caliber Games™ Timber Tower includes special numbered stacking blocks and a House Rules board that can be used to set special rules that correspond to numbered blocks.

House Rules are a great way to make your games more unique, fun, or challenging. To use House Rules, write a special rule next to each number (You don't have to use every number). Then, whenever a player removes and stacks a block displaying that number, they must perform the corresponding rule.

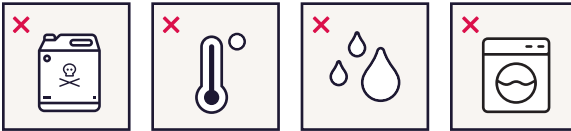
Example House Rules:

 Timber Tower 	
HOUSE RULES	
1 <small>(5 TOTAL)</small> NEXT PLAYER SKIPS THEIR TURN	5 <small>(3 TOTAL)</small> ONLY SPEAK IN QUESTIONS REST OF THE GAME
2 <small>(5 TOTAL)</small> DO 20 PUSH-UPS	6 <small>(3 TOTAL)</small> NEXT PLAYER SKIPS THEIR TURN
3 <small>(5 TOTAL)</small> TAKE ANOTHER TURN	7 <small>(2 TOTAL)</small> PICK A PLAYER FOR TRUTH OR DARE.
4 <small>(3 TOTAL)</small> STAND ON ONE FOOT FOR THE REST OF THE GAME	8 <small>(1 TOTAL)</small> ONLY USE YOUR LEFT HAND REST OF THE GAME

CaliberGames.com

Care / Cleaning

To extend the life of your Timber Tower set, keep the blocks and carrying case away from liquids, chemicals, humidity, and extreme temperatures. Clean your stacking blocks with a soft, damp cloth. Do not wash the carrying case in a laundry machine.



Support / Replacements


Visit calibergames.com for more product information, support requests, and to order additional game pieces or replacement parts. You can also reach us by phone at 1-800-922-9063.

Lifetime Warranty

Your Caliber Games™ Timber Tower set comes with a limited lifetime warranty that covers all manufacturer defects (not including normal wear and tear) for the lifetime of the product. To learn more or make a warranty claim, visit calibergames.com/warranty.



Have a question or issue? We're happy to help.
1-800-922-9063 | support@calibergames.com



CaliberGames.com